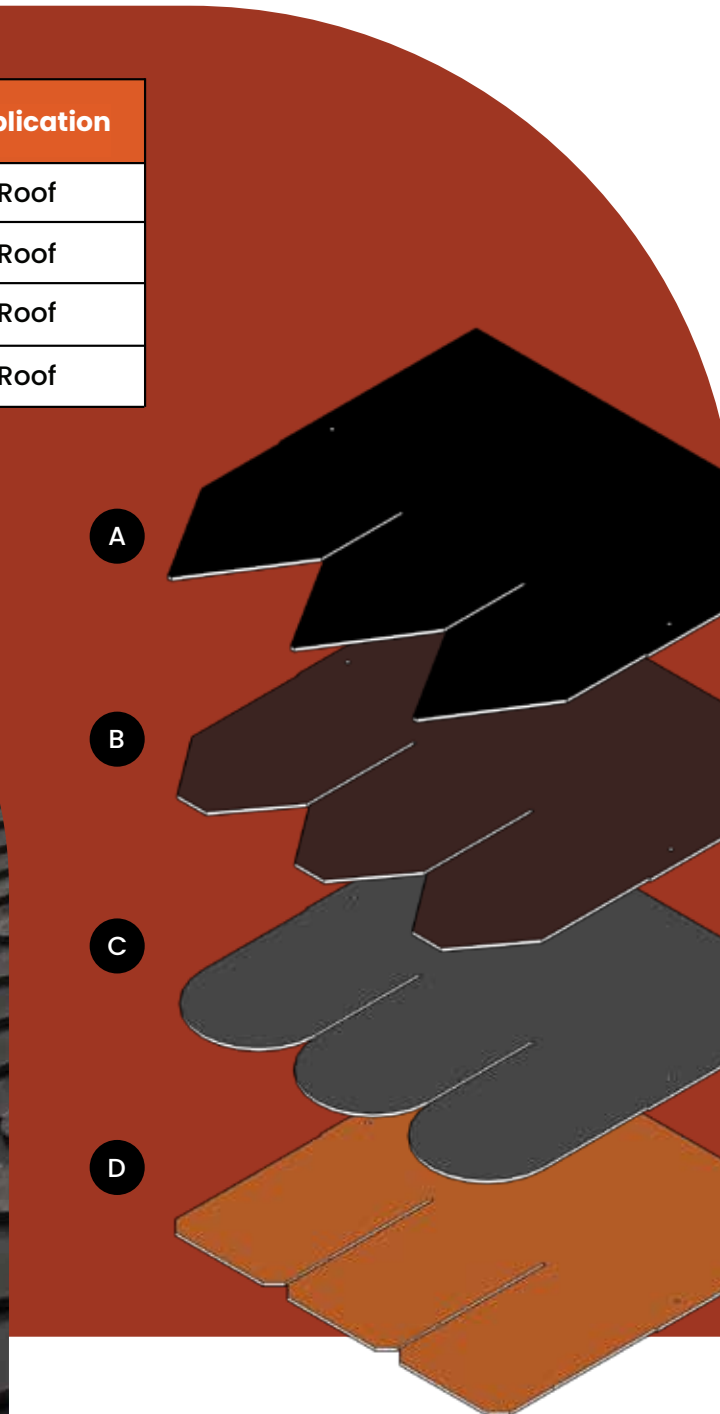


This product is an innovation in non-asbestos cement board products, the GRC board, which can be applied to building roofs as an alternative to conventional shingle roofs. GRC Deco Sirap is non-flammable, rot-proof, and termite-resistant, making it suitable for those who want a heritage-style building. **GRC Deco Sirap** is available in four exclusive types with classic and modern nuances, featuring cut models that can be chosen by consumers.

Type	Thickness x Width x Length (mm)	Weight (Kg)	Application
A	5 x 600 x 600	3,1	Roof
B	5 x 600 x 600	3,1	Roof
C	5 x 600 x 600	3,1	Roof
D	5 x 600 x 600	3,1	Roof

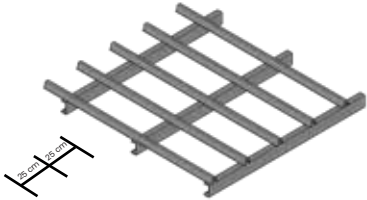


Available in 4 colors:

-  Black
-  Dark Brown
-  Dark Grey
-  Brick Red

## GRC Deco Sirap Installation Method

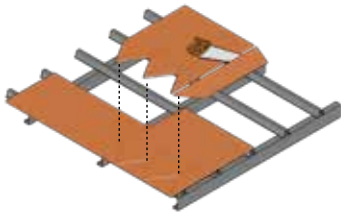
- 1** Prepare the roof frame and ensure that the distance between battens is 25 cm.



- 2** Cut all shingles to approximately 28 cm to be placed on the first row, then place the whole shingle on top.



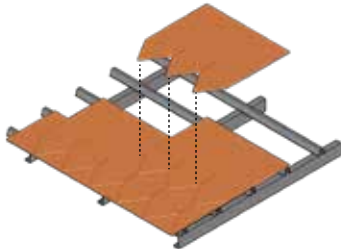
- 3** On the first row, cut the outer edge of the shingles to approximately 10 cm.



- 4** Continue the installation process until the first row is complete.



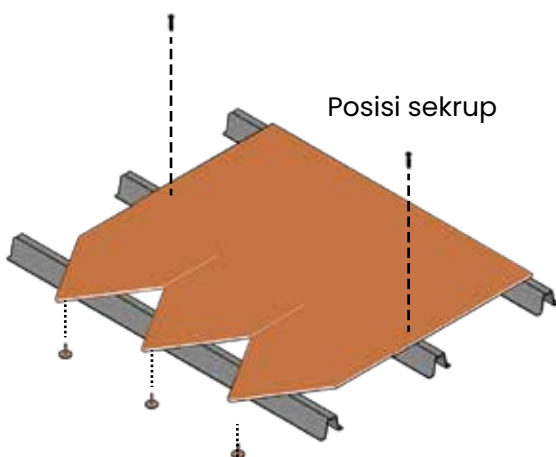
- 5** At the start of the second row, place whole shingles and arrange them in a zigzag pattern between the first and second rows.



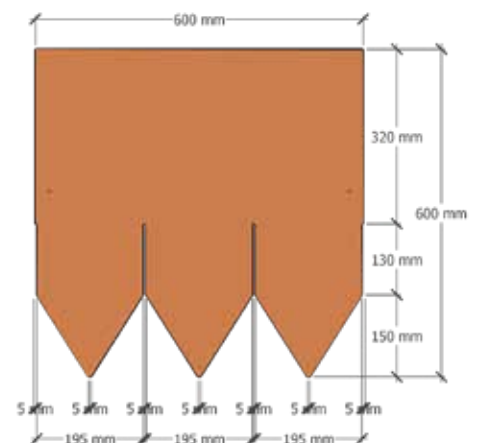
- 6** Continue installing the shingles following the previously established pattern until the final row.



### How to use screws and crampons




### Product size details






## Type A






## Type B





## Type C





## Type D

